

Lumley Infant and Nursery School

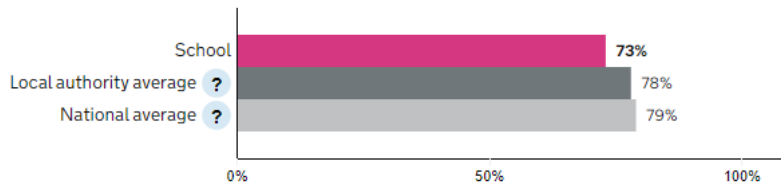
Early Years Foundation Stage Profile (end of Reception outcomes) 2023

Good Level of Development	2019	2022	2023
School (all pupils)	81%	71%	78%
National	72%	65%	67.3%
School (fsm)	40% (4/10)	10% (1/10)	40% (4/10)
National (fsm)	57%	49%	

Phonics Year 1 Screen check

Percentage achieving the expected standard in phonics

Number of pupils = 51



Phonics average score

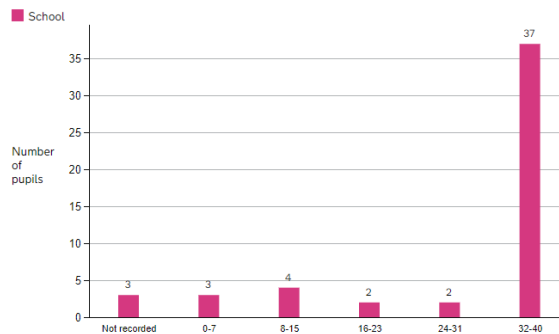
Number of pupils = 51



Attainment in phonics by mark ?

Number of pupils = 51

[View](#)



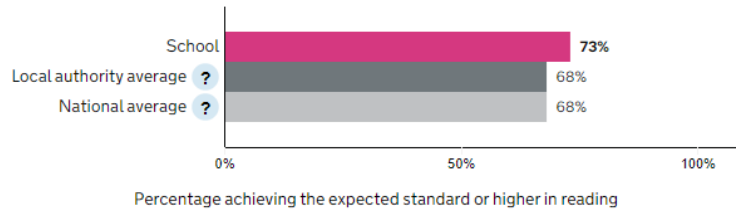
Key Stage One Outcomes 2023

Reading

Percentage achieving the expected standard or higher in reading ?

Number of pupils = 49

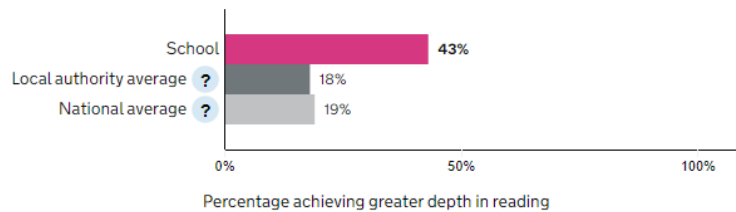
[View as table](#)



Percentage achieving greater depth in reading ?

Number of pupils = 49

[View as table](#)

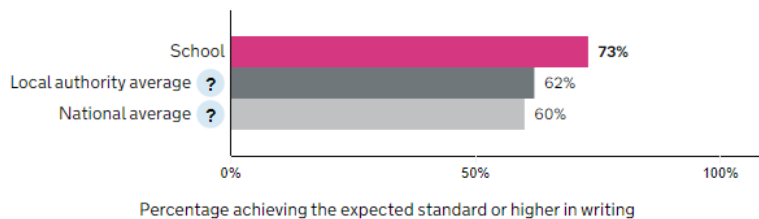


Writing

Percentage achieving the expected standard or higher in writing ?

Number of pupils = 49

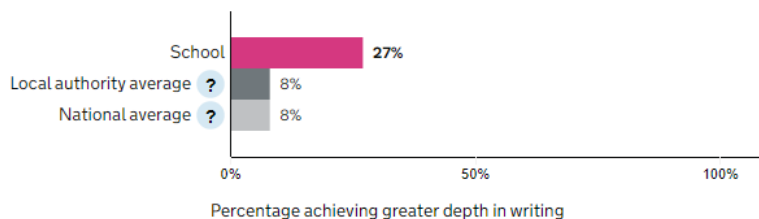
[View as table](#)



Percentage achieving greater depth in writing ?

Number of pupils = 49

[View as table](#)

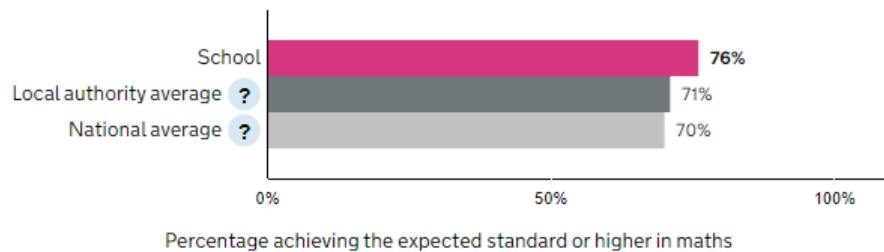


Mathematics

Percentage achieving the expected standard or higher in maths ?

Number of pupils = 49

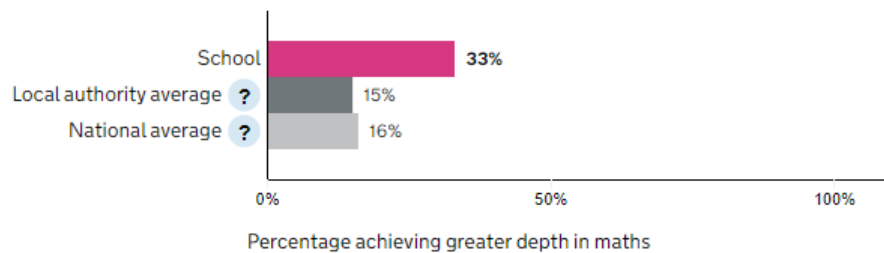
[View as table](#)



Percentage achieving greater depth in maths ?

Number of pupils = 49

[View as table](#)

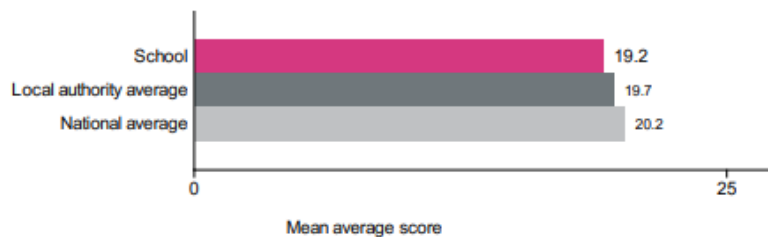


Key Stage Two

Year 4 Multiplication Table Check

Mean average score

Number of pupils = 43

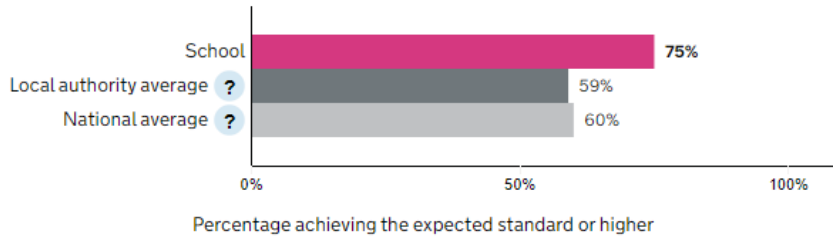


Key Stage Two

Reading, writing and maths combined

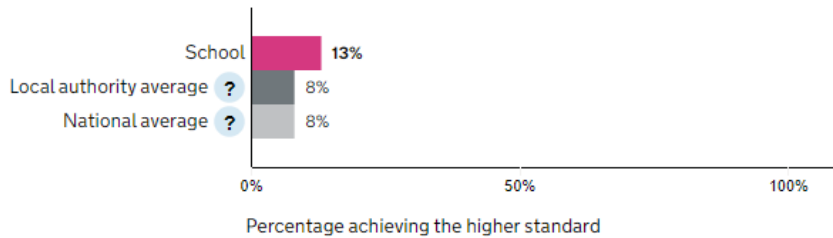
Percentage of pupils achieving the expected standard or higher ?

Number of pupils = 48



Percentage of pupils achieving the higher standard ?

Number of pupils = 48



2023	Expected		Greater Depth	
	School	National	School	National
Reading	81%	73%	33%	29%
Writing	83%	71%	21%	13%
Mathematics	90%	73%	27%	24%
Grammar, Punctuation and Spelling	85%	72%	56%	30%